



Facts & Figures

Academic Year 2012/2013



Table of Contents

Subject	Page
The Establishment of the University of Jordan	
Faculties.....	
Centers.....	
Academic Research.....	
The Development of the University of Jordan	
Undergraduate Students by Faculty.....	
Undergraduate Students at Aqaba Branch.....	
Undergraduate Students by Gender.....	
Postgraduate Students by Faculty.....	
Postgraduate Students by Nationality.....	
Faculty Members by Faculty/Center.....	
Faculty Members by Academic Rank.....	
Faculty Members by Qualification.....	
Faculty Members (Full Timers - Part Timers).....	
Number of Graduates Since the Establishment of the University until the Academic Year 2012 - 2013.....	
Total expenditures on Academic research from 2008 to 2012	
Total expenditures on Academic research from 2011 to 2013	
Library Holdings	
Subsidiary halls	
The Staff of the University of Jordan	

The Establishment of the University of Jordan

The late King Hussein Bin Talal, may God rest his soul, issued his royal decree to establish the University of Jordan in September 1962 as the first institution of higher education in Jordan.

In that time, The University of Jordan's budget was 50 thousand dinars, it had only the Faculty of Arts, in where 3 full-time Faculty Members and 5 part-time ones had taught 167 students at two small buildings

The Faculties of the University of Jordan/ Amman

The Number of Faculties at the University of Jordan/Amman is Twenty-Five

- **Faculty of Arts: Established in 1962**
- **Faculty of Business: Established at the beginning of the academic year 1965/1966**
- **Faculty of Science: Established in 1965**
- **Faculty of Shari'a: Established in 1964 , joined UJ in 1971**
- **Faculty of Medicine: Established in 1971**
- **Faculty of Agriculture: Established in 1972**
- **Faculty of Nursing: Established in 1972**
- **Faculty of Educational Sciences: Established in 1973**
- **Faculty of Engineering and Technology: Established in 1975**
- **Faculty of Law: Established in 1979**
- **Faculty of Physical Education: Established in 1979**
- **Faculty of Pharmacy: Established by a Royal Decree in 1982**
- **Faculty of Dentistry: Established in 1983**
- **Faculty of Rehabilitation Sciences: Established in 1999**
- **King Abdullah II School for Information Technology: Established in 2000 in line with the directives of His Majesty King Abdullah II**
- **Faculty of Arts and Design: Established in 2002**
- **Faculty of International Studies and Political Science: Established in 2008**
- **Faculty of Foreign Languages: Established in the beginning of the academic year 2008/2009**
- **Faculty of Graduate Studies: Established in order to supervise postgraduate programs.**

- Faculty of Archaeology and Tourism: Established in the academic year 2012/2013

The Faculties of The University of Jordan/Aqaba Branch

- Faculty of Languages
- Faculty of Management and Finance
- Faculty of Tourism and Hospitality
- Faculty of Information Technology and Systems
- Faculty of Marine Sciences

The Centers of the University of Jordan

- Accreditation and Quality Assurance Center
- Center for Women's Studies , it is the only center which grants master's degree in Women's Studies
- Center for Documents, Manuscripts and Bilad al-Sham Studies
- Islamic Cultural Center
- Center for Educational Development
- Cell Therapy Center
- Computer Center
- Language Center
- Center of Consultation
- Water , Energy , Environment Center
- Marine Science Station
- Center for Strategic Studies
- Hamdi Mango Center for Scientific Research

- Local Community Networking and Development Center

Academic Research

The University of Jordan realizes the great importance of Academic Research. Therefore, the Deanship of Academic Research was established in order to support the efforts of Faculty Members and researchers to conduct specialized Academic Research that contribute to the development of Jordan. The University of Jordan pays great attention to publish academic research for Faculty Members and researchers in international journals, it registers patents at its own expense in addition to sponsor distinguished students for postgraduate studies at global pioneer universities.

The Development of the University of Jordan

The University of Jordan follows the vision of His Majesty King Abdullah II to carry on the development of Jordan through modern tools. Therefore, it strives to continue to be in line with his majesty vision for innovation and internationalization, it has made significant progress in ranking web of universities, it is in the ninth place among Arab universities, it also jumps 167 points globally to become 1507 compared with the previous rating.

The University of Jordan offers 90 bachelors, 114 master's, 36 doctoral, 16 higher specialization programs in medicine and one in dentistry, and 10 professional diploma programs, these programs aim to achieve quality of education by focusing on the development of the educational system, which competes with pioneer universities globally.

Undergraduate Students by Faculty for the Academic year 2012/2013 at the University of Jordan

Faculty	Gender	Nationality	Parall el	Regul ar	Internatio nal	Total
Faculty of Arts	Female	Jordanian	573	1192	0	1765
		Non-Jordanian	23	47	5	75

	Male	Jordanian	248	278	0	526
		Non-Jordanian	7	27	4	38
Total			851	1544	9	2404
Faculty of Business	Female	Jordanian	978	1686	2	2666
		Non-Jordanian	31	63	5	99
	Male	Jordanian	573	877	0	1450
		Non-Jordanian	21	49	23	93
Total					1603	2675
Faculty of Science	Female	Jordanian	647	919	0	1566
		Non-Jordanian	34	54	6	94
	Male	Jordanian	254	195	0	449
		Non-Jordanian	14	7	1	22
Total					949	1175
Faculty of Shari'a	Female	Jordanian	213	676	0	889
		Non-Jordanian	38	52	2	92
	Male	Jordanian	86	147	0	233
		Non-Jordanian	51	134	11	196
Total					388	1009
Faculty of Medicine	Female	Jordanian	143	392	3	538
		Non-Jordanian	41	26	56	123
	Male	Jordanian	253	353	7	613
		Non-Jordanian	53	14	69	136
Total			490	785	135	1410
Faculty of Agriculture	Female	Jordanian	225	759	0	984
		Non-Jordanian	8	6	5	19
	Male	Jordanian	70	328	0	398
		Non-Jordanian	8	1	1	10
Total					311	1094

Faculty	Gender	Nationality	Parallel	Regular	International	Total
Faculty of Nursing	Female	Jordanian	186	343	0	529
		Non-Jordanian	8	13	4	25
	Male	Jordanian	93	27	0	120
		Non-Jordanian	5	13	3	21
Total			292	396	7	695
Faculty of Educational Sciences	Female	Jordanian	522	1221	0	1743
		Non-Jordanian	21	34	6	61
	Male	Jordanian	74	124	0	198
		Non-Jordanian	14	2	4	20
Total					631	1381
Faculty of Engineering and Technology	Female	Jordanian	634	1511	4	2149
		Non-Jordanian	48	40	17	105
	Male	Jordanian	1006	1668	0	2674
		Non-Jordanian	95	123	54	272
Total			1783	3342	75	5200
Faculty of Law	Female	Jordanian	154	468	1	623
		Non-Jordanian	13	12	7	32
	Male	Jordanian	150	266	1	417
		Non-Jordanian	22	9	31	62
Total					339	755
Faculty of Physical Education	Female	Jordanian	82	217	0	299
		Non-Jordanian	2	5	1	8
	Male	Jordanian	145	277	0	422
		Non-Jordanian	21	7	31	59
Total			250	506	32	788
Faculty of Pharmacy	Female	Jordanian	610	951	1	1562
		Non-Jordanian	88	49	49	186
	Male	Jordanian	96	131	0	227
		Non-	16	20	26	62

		Jordanian				
Total					810	1151

Faculty	Gender	Nationality	Parallel	Regular	International	Total
Faculty of Dentistry	Female	Jordanian	130	275	3	408
		Non-Jordanian	30	19	37	86
	Male	Jordanian	48	60	0	108
		Non-Jordanian	13	14	37	64
Total					221	368
Faculty of Rehabilitation Sciences	Female	Jordanian	176	330	0	506
		Non-Jordanian	33	34	25	92
	Male	Jordanian	52	59	0	111
		Non-Jordanian	13	26	18	57
Total			274	449	43	766
King Abdullah II School for Information Technology	Female	Jordanian	317	636	0	953
		Non-Jordanian	8	16	2	26
	Male	Jordanian	480	276	1	757
		Non-Jordanian	15	18	3	36
Total					820	946
Faculty of Arts and Design	Female	Jordanian	27	239	0	266
		Non-Jordanian	5	3	2	10
	Male	Jordanian	8	100	0	108
		Non-Jordanian	3	0	2	5
Total			43	342	4	389
Faculty of International Studies	Female	Jordanian	57	77	0	134
		Non-Jordanian	5	3	1	9

and Political Science	Male	Jordanian	104	82	0	186
		Non- Jordanian	4	2	8	14
Total			170	164	9	343
Faculty of Foreign Languages	Female	Jordanian	860	1388	0	2248
		Non- Jordanian	37	69	9	115
	Male	Jordanian	124	126	0	250
		Non- Jordanian	8	11	1	20
Total			1029	1594	10	2633

Faculty	Gender	Nationality	Parallel	Regular	International	Total
Faculty of Archaeology and Tourism	Female	Jordanian	160	309	0	469
		Non- Jordanian	3	2	0	5
	Male	Jordanian	187	163	0	350
		Non- Jordanian	0	0	0	0
Total			350	474	0	824
Total N umber of Bachelor Students	Female	Jordanian	6694	13589	14	20297
		Non- Jordanian	476	547	239	1262
	Male	Jordanian	4051	5537	9	9597
		Non- Jordanian	383	477	327	1187
Total			11604	20150	589	32343

**Undergraduate Students by Faculty for the Academic year
2012/2013 at the University of Jordan/Aqaba Branch**

Faculty	Gender	Nationality	Parallel	Regular	Total
Faculty of Tourism	Fema	Jordanian	2	78	80

and Hospitality	Female	Non-Jordanian	0	0	0
	Male	Jordanian	7	188	195
		Non-Jordanian	0	0	0
Total			9	266	275
Faculty of Information Technology and Systems	Female	Jordanian	1	119	120
		Non-Jordanian	0	1	1
	Male	Jordanian	2	79	81
		Non-Jordanian	0	0	0
Total			3	199	202
Faculty of Management and Finance	Female	Jordanian	10	256	266
		Non-Jordanian	5	0	5
	Male	Jordanian	46	154	200
		Non-Jordanian	7	0	7
Total			68	410	478
Faculty	Gender	Nationality	Parallel	Regular	Total
Faculty of Marine Sciences	Female	Jordanian	1	59	60
		Non-Jordanian	0	0	0
	Male	Jordanian	0	44	44
		Non-Jordanian	0	12	12
Total			1	115	116
Faculty of Languages	Female	Jordanian	18	221	239
		Non-Jordanian	2	0	2
	Male	Jordanian	1	39	40
		Non-Jordanian	0	0	0
Total			21	260	281
Total Number of Bachelor Students (Aqaba)	Female	Jordanian	32	733	765
		Non-Jordanian	7	1	8
	Male	Jordanian	56	504	560

		Non-Jordanian	7	12	19
Total			102	1250	1352

Total Number of Undergraduate Students by Nationality at The University of Jordan/ Amman & Aqaba

Nationality	Amman	Aqaba Campus	Total
Jordanian	29894	1325	31219
Non-Jordanian	2449	27	2476
Total	32343	1352	33695

Professional Diploma Students by Faculty For the Academic year 2012/2013 at the University of Jordan

Faculty	Gender	Nationality	Professional Diploma
Faculty of Educational Sciences	Female	Jordanian	110
		Non-Jordanian	0
	Male	Jordanian	58
		Non-Jordanian	0
Total		168	
King Abdullah II Faculty for Information Technology	Female	Jordanian	265
		Non-Jordanian	2
	Male	Jordanian	195
		Non-Jordanian	1

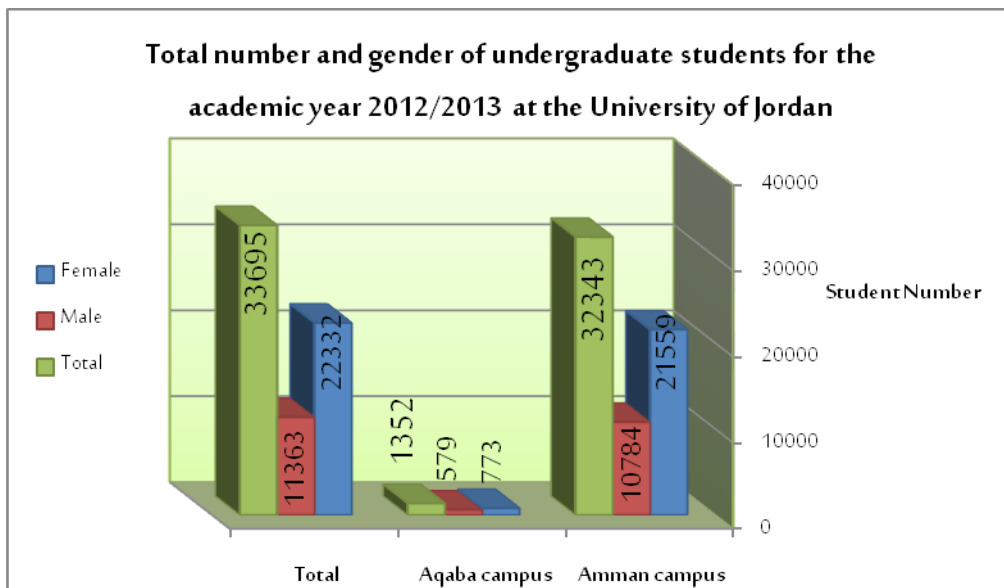
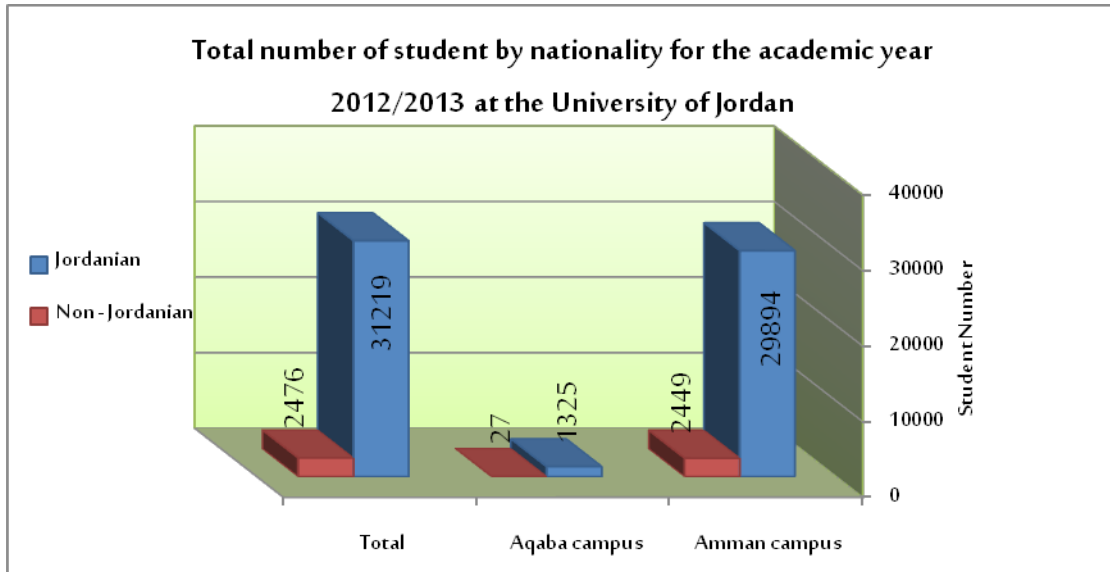
Total		463	
Total Number of Professional Diploma Students at the University of Jordan	Female	Jordanian	375
		Non-Jordanian	2
	Male	Jordanian	253
		Non-Jordanian	1
Total		631	

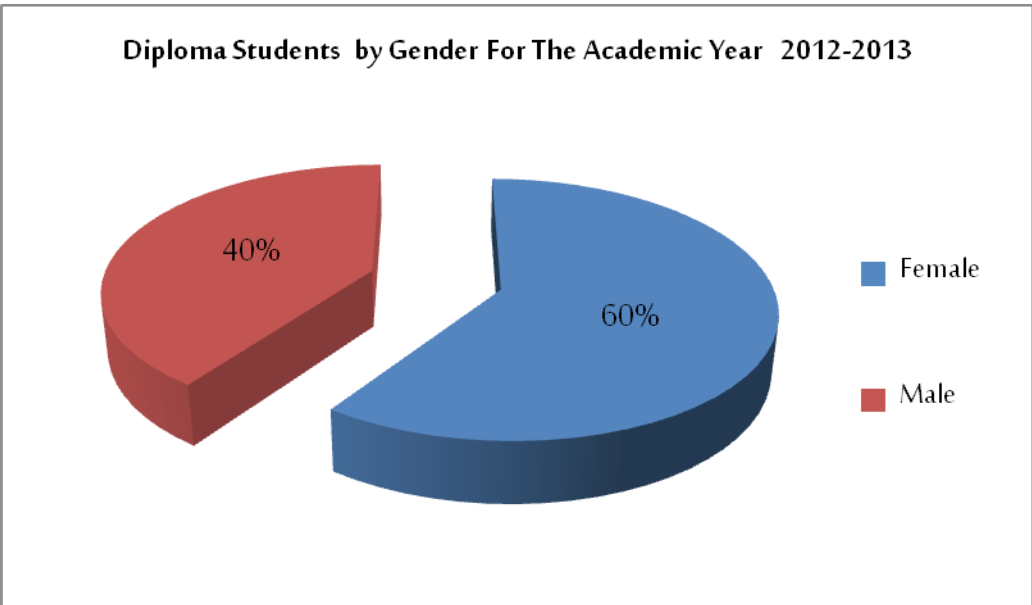
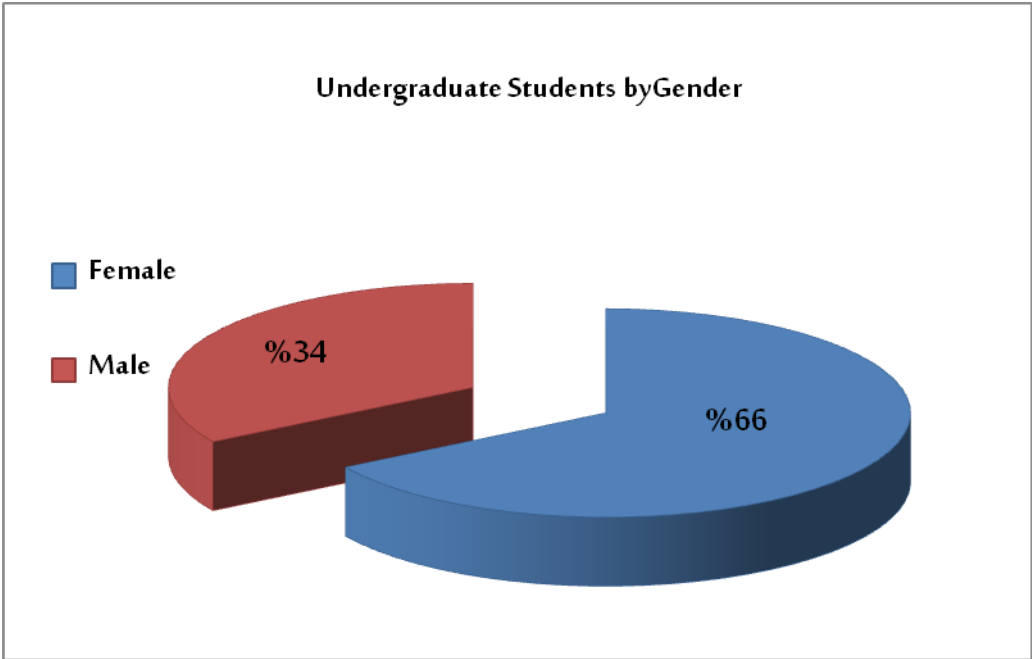
Total Number of Professional Diploma Students by Gender at the University of Jordan / Amman & Aqaba

Gender	Professional Diploma
Female	377
Male	254
Total	631

Total Number of undergraduate Students by Gender at the University of Jordan / Amman & Aqaba

Gender	Amman Campus	Aqaba Campus	Total
Female	21559	773	22332
Male	10784	579	11363
Total	32343	1352	33695





Postgraduate Students by Faculty and

Center for the Academic year 2012/2013

Faculty/center	Gender	Nationality	Master		Doctorate		Total
			Regular	International	Regular	International	
Faculty of Arts	Female	Jordanian	103	0	66	0	169
		Non-Jordanian	4	14	3	11	32
	Male	Jordanian	50	0	77	0	127
		Non-Jordanian	1	22	9	43	75
Total			158	36	155	54	403
Faculty of Science	Female	Jordanian	100	2	53	0	155
		Non-Jordanian	2	27	1	3	33
	Male	Jordanian	74	2	55	0	131
		Non-Jordanian	0	19	3	1	23
Total			176	50	112	4	342
Faculty of Shari'a	Female	Jordanian	93	0	51	0	144
		Non-Jordanian	3	25	1	5	34
	Male	Jordanian	50	0	83	0	133
		Non-Jordanian	1	45	3	30	79
Total			147	70	138	35	390
Faculty of Medicine	Female	Jordanian	83	0	0	0	83
		Non-Jordanian	0	11	0	0	11
	Male	Jordanian	32	0	0	0	32
		Non-Jordanian	0	7	0	0	7
Total			115	18	0	0	133
Faculty of Agriculture	Female	Jordanian	41	0	22	0	63
		Non-Jordanian	2	9	0	0	11
	Male	Jordanian	25	0	21	0	46
		Non-Jordanian	1	1	0	3	5
Total			69	10	43	3	125
Faculty of Nursing	Female	Jordanian	47	0	19	0	66
		Non-Jordanian	1	3	0	5	9

	Male	Jordanian	34	0	13	1	48
		Non-Jordanian	3	3	0	1	7
Total			85	6	32	7	130

Faculty/center	Gender	Nationality	Master		Doctorate		Total
			Regular	International	Regular	International	
Faculty of Educational Sciences	Female	Jordanian	278	0	147	0	425
		Non-Jordanian	10	55	4	54	123
	Male	Jordanian	75	0	89	0	164
		Non-Jordanian	7	30	5	78	120
Total			370	85	245	132	832
Faculty of Engineering and Technology	Female	Jordanian	183	0	1	0	184
		Non-Jordanian	0	18	0	0	18
	Male	Jordanian	133	0	5	0	138
		Non-Jordanian	0	19	0	0	19
Total			316	37	6	0	359
Faculty of Law	Female	Jordanian	23	0	17	0	40
		Non-Jordanian	1	3	0	0	4
	Male	Jordanian	38	0	21	0	59
		Non-Jordanian	4	25	2	15	46
Total			66	28	40	15	149
Faculty of Physical Education	Female	Jordanian	25	0	13	0	38
		Non-Jordanian	0	1	1	5	7
	Male	Jordanian	21	0	39	0	60
		Non-Jordanian	1	2	0	1	4
Total			47	3	53	6	109
Faculty of Pharmacy	Female	Jordanian	47	0	15	0	62
		Non-Jordanian	4	18	0	1	23
	Male	Jordanian	14	0	1	0	15
		Non-Jordanian	1	12	0	1	14

Total			66	30	16	2	114
Faculty of Dentistry	Female	Jordanian	8	0	0	0	8
		Non-Jordanian	1	1	0	0	2
	Male	Jordanian	7	0	0	0	7
		Non-Jordanian	0	1	0	0	1
Total			16	2	0	0	18

Faculty/Center	Gender	Nationality	Master		Doctorate		Total
			Regular	International	Regular	International	
Faculty of Physical Education	Female	Jordanian	16	0	0	0	16
		Non-Jordanian	0	0	0	0	0
	Male	Jordanian	4	0	0	0	4
		Non-Jordanian	0	1	0	0	1
Total			20	1	0	0	21
King Abdullah II School for Information Technology	Female	Jordanian	73	0	0	0	73
		Non-Jordanian	0	4	0	0	4
	Male	Jordanian	56	0	0	0	56
		Non-Jordanian	2	5	0	0	7
Total			131	9	0	0	140
Faculty of Arts and Design	Female	Jordanian	6	0	0	0	6
		Non-Jordanian	0	2	0	0	2
	Male	Jordanian	12	0	0	0	12
		Non-Jordanian	0	4	0	0	4
Total			18	6	0	0	24
Faculty of Foreign Languages	Female	Jordanian	91	0	24	0	115
		Non-Jordanian	7	4	0	0	11
	Male	Jordanian	21	0	7	0	28
		Non-Jordanian	2	0	0	0	2
Total			121	4	31	0	156

Faculty of Archaeology and Tourism	Female	Jordanian	3	0	0	0	3
		Non-Jordanian	0	0	0	0	0
	Male	Jordanian	1	0	0	0	1
		Non-Jordanian	0	1	0	0	1
Total			4	1	0	0	5
Faculty of International Studies and Political Science	Female	Jordanian	98	0	0	0	98
		Non-Jordanian	4	13	0	0	17
	Male	Jordanian	85	0	0	0	85
		Non-Jordanian	4	23	0	0	27
Total			191	36	0	0	227

Faculty/center	Gender	Nationality	Master		Doctorate		Total
			Regular	International	Regular	International	
Center for Women's Studies	Female	Jordanian	46	0	0	0	46
		Non-Jordanian	0	3	0	0	3
	Male	Jordanian	0	0	0	0	0
		Non-Jordanian	0	0	0	0	0
Total			46	3	0	0	49
Faculty of Management and Finance- Aqaba	Female	Jordanian	17	0	0	0	17
		Non-Jordanian	0	0	0	0	0
	Male	Jordanian	16	0	0	0	16
		Non-Jordanian	0	0	0	0	0
Total			33	0	0	0	33
Total Number of Postgraduate Students	Female	Jordanian	1622	2	436	0	2060
		Non-Jordanian	40	224	26	84	374
	Male	Jordanian	946	3	437	1	1387
		Non-Jordanian	34	247	11	180	472
Total			2642	476	910	265	4293

Total Number of Postgraduate Students by Nationality

Jordanian	Non -Jordanian	Total
3447	846	4293

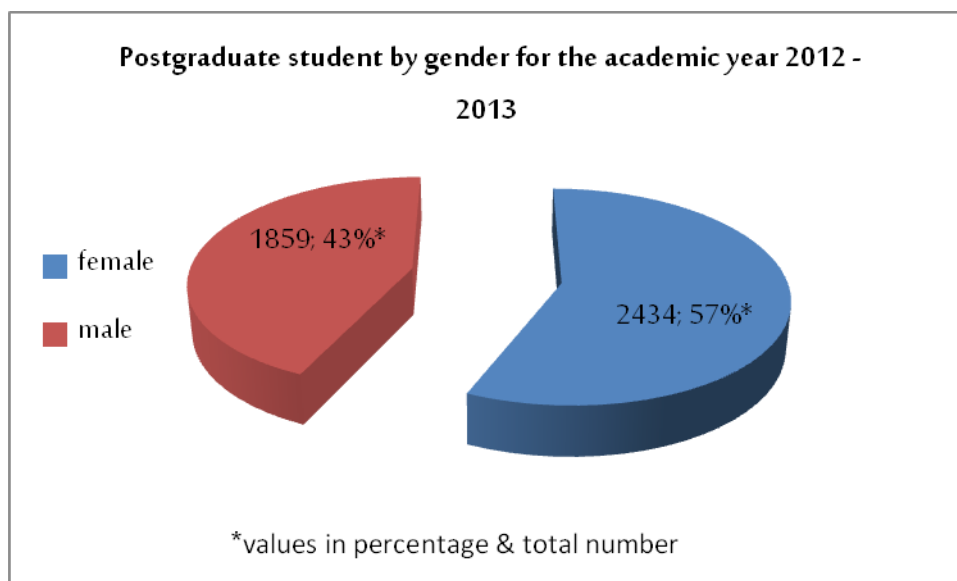
Total Number of Postgraduate Students by Gender

Male	Female	Total
2434	1859	4293

Higher Specialization Students by Faculty at the University of Jordan for the academic year 2012/2013

Faculty	Gender	Nationality	Higher Specialization Students		Total
			Regular	International	
Faculty of Medicine	Female	Jordanian	86	0	86
		Non-Jordanian	1	7	8
	Male	Jordanian	127	0	127
		Non-Jordanian	24	13	37
Total			238	20	258
Faculty of Dentistry	Female	Jordanian	2	0	2
		Non-Jordanian	0	0	0
	Male	Jordanian	5	0	5
		Non-Jordanian	1	4	5
Total			8	4	12
The Grand Total of Higher			246	24	270

Specialization Students			
--------------------------------	--	--	--



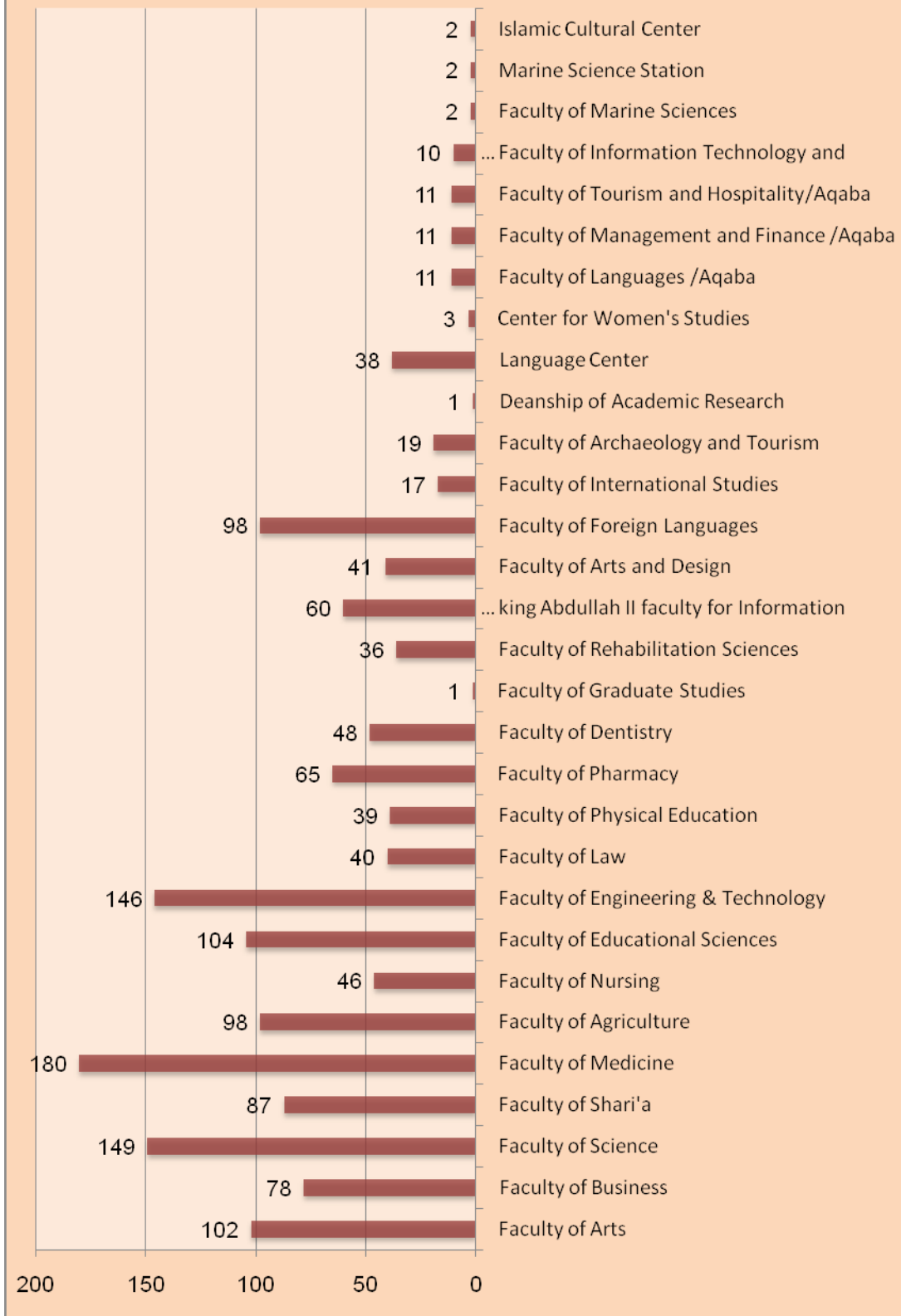
Faculty Members by Faculty and Center

Faculty / Center	Total
Faculty of Arts	102
Faculty of Business	78
Faculty of Science	149
Faculty of Shari'a	87
Faculty of Medicine	180
Faculty of Agriculture	98
Faculty of Nursing	46
Faculty of Educational Sciences	104
Faculty of Engineering & Technology	146
Faculty of Law	40
Faculty of Physical Education	39
Faculty of Pharmacy	65
Faculty of Dentistry	48
Faculty of Graduate Studies	1
Faculty of Rehabilitation Sciences	36
king Abdullah II faculty for Information Technology	60
Faculty of Arts and Design	41

Faculty of Foreign Languages	98
Faculty of International Studies	17
Faculty of Archaeology and Tourism	19
Deanship of Academic Research	1
Language Center	38
Center for Women's Studies	3
Faculty of Languages / Aqaba	11
Faculty of Management and Finance / Aqaba	11
Faculty of Tourism and Hospitality / Aqaba	11
Faculty of Information Technology and Systems / Aqaba	10
Faculty of Marine Sciences	2
Marine Science Station	2
Islamic Cultural Center	2

Faculty / Center	Total
Center for Strategic Studies	5
Hamdi Mango Center For Scientific Research	3
Center for Water and Power and Environment	11
Center for Cell Therapy	1
Total	1575

Faculty Members by Faculty and Center

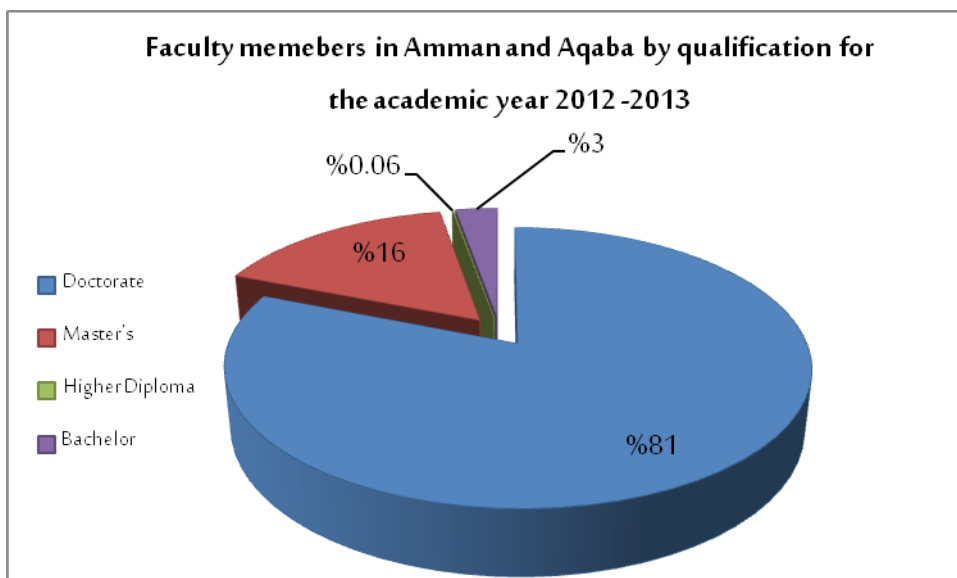


Faculty Members by Academic Rank

Honorary Professor	Professor	Associate Professor	Assistant Professor	Visiting Professor	Emeritus Professor	Lecturer			Instructor				Teaching Assistant			Assistant Instructor	Researcher		Total	
						Doctorate	Master's	Bachelor	Doctorate	Master's	Bachelor	Diploma Higher	Doctorate	Master's	Bachelor	Master's	Doctorate	Master's		
13	406	404	400	1	1	25	43	5	1	112	4	1	2	48	35	46	23	5	1575	
						73			118				85			46		28		

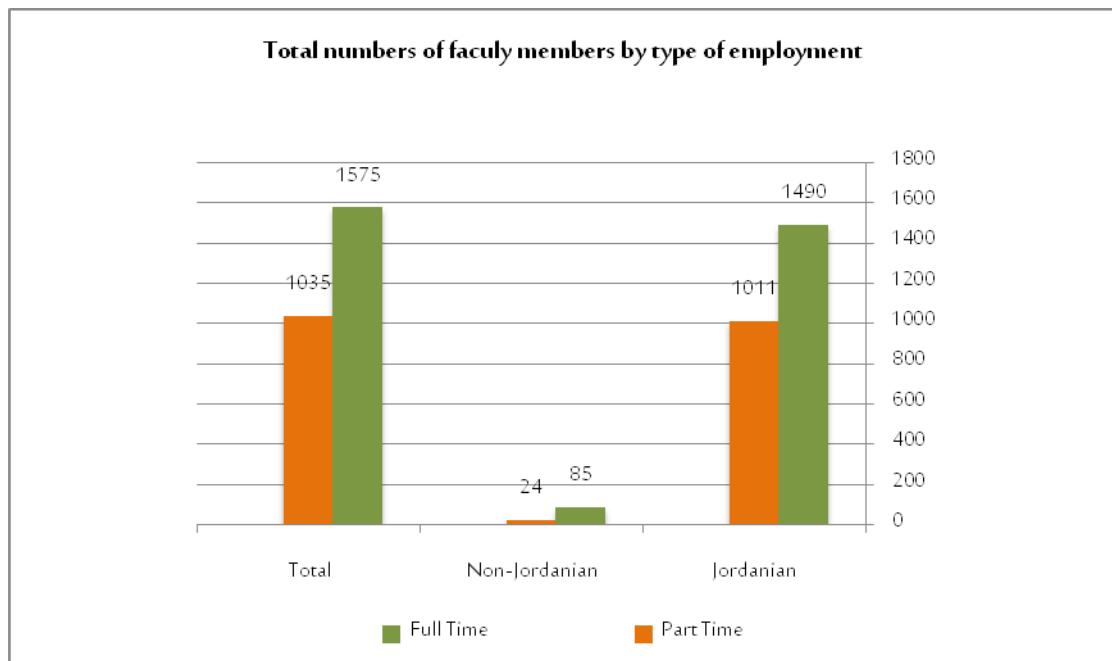
Faculty Members by Qualification

Scientific Qualification	Total
Doctorate	1276
Master's	254
Higher Diploma	1
Bachelor	44
Total	1575



Faculty Members by Employment Type

	Jordanian	Foreign Nationality	Total
Full Timers	1490	85	1575
Part Timers	987	23	1010
	Have been teaching for 3 consecutive semesters in the last academic year		



Faculty/Center	Bachelor		Master's		Doctorate		Higher Diploma		Professional Diploma		Higher Specialization		Total
	Male	Female	Male	Female	Male	Female	Male	Female	Male	Female	Male	Female	
Faculty of Marine Sciences	6	11	0	0	0	0	0	0	0	0	0	0	17
Faculty of Tourism and Hospitality	8	10	0	0	0	0	0	0	0	0	0	0	18
Total	1532	3869	148	249	69	58	4	5	29	62	32	21	6078

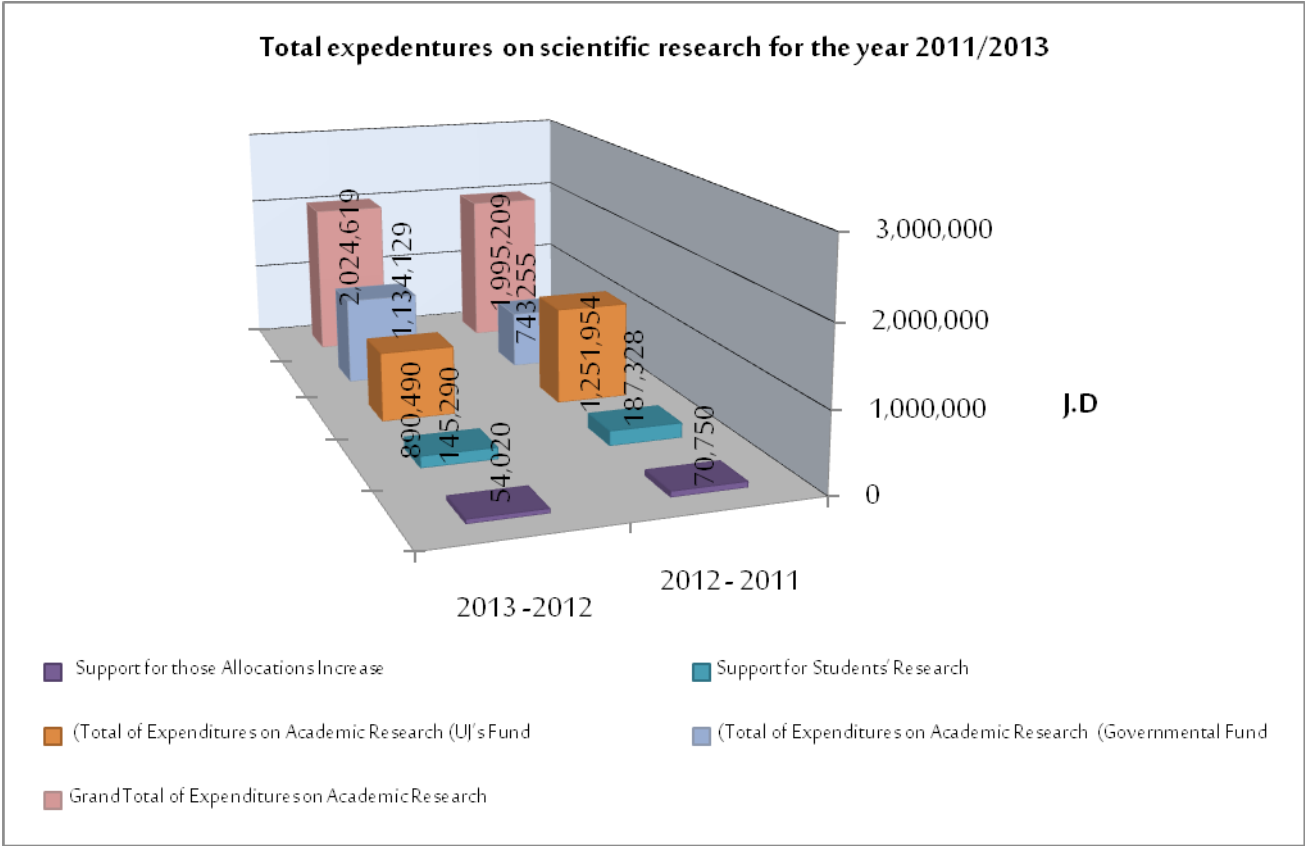
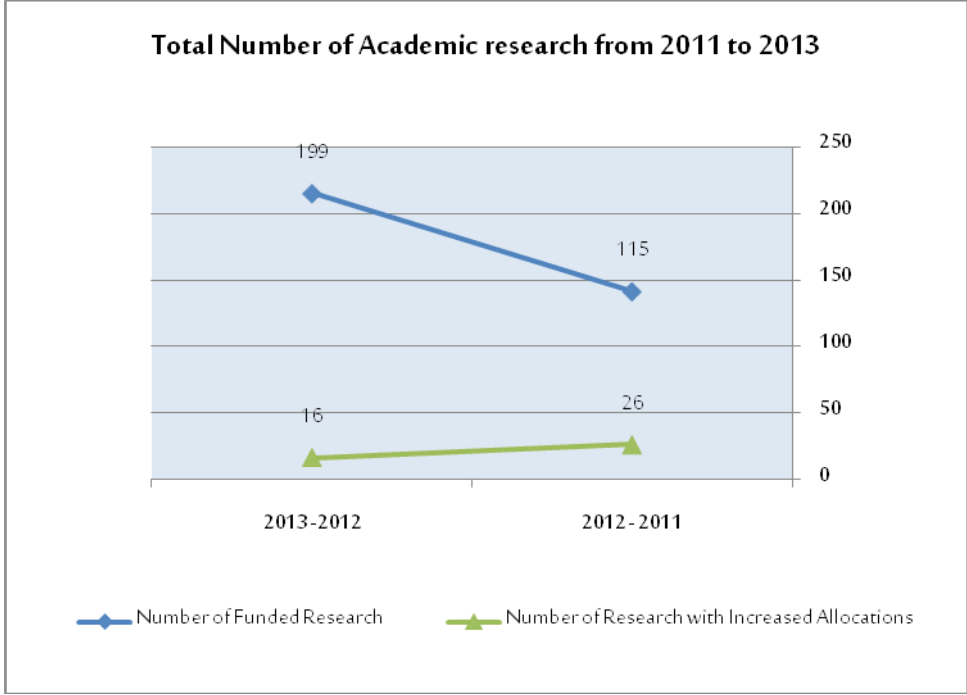
Total expenditures on Academic research from 2008 to 2012

2008	943,583
2009	1,219,095
2010	801,307
2011	1,251,954
2012	890,490

Expenditures on Academic Research

Item	2011 - 2012	2012- 2013
Number of Funded Research	115	199
Support For Funded Research	993,876	691,182
Number of Research with Increased Allocations	26	16
Support for those Allocations Increase	70,750	54,020
Support for Students' Research	187,328	145,290
Total of Expenditures on Academic Research (UJ's Fund)	1,251,954	890,490
Total of Expenditures on Academic Research (Governmental Fund)	743255	1,134,129

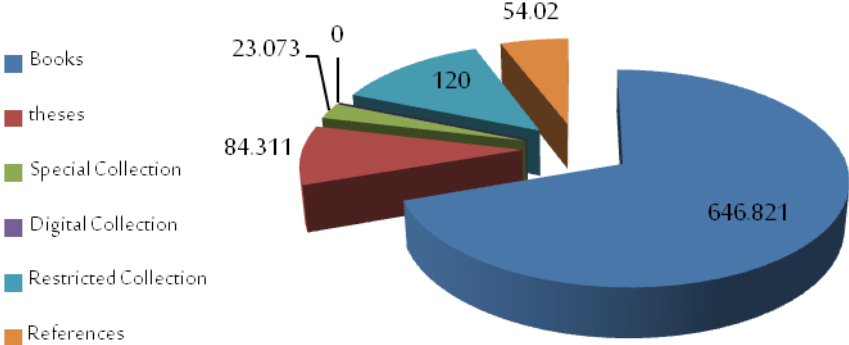
Grand Total of Expenditures on Academic Research	1,995,209	2,024,619
---	------------------	------------------



Library Holdings

Locations	Books	Theses	Special Collection	Digital Collection	Restricted Collection	References	Total
Main Library Stores	646.821						646.821
References						54.020	54.020
UN			7.219				7.219
Special Hall			7.887				7.887
Restricted Hall					120		120
Jerusalem Hall			1.480				1.480
Hashemite Hall			6.487				6.487
Archiving Hall				31.100			30.100
Thesis Deposit Center		84.311					84.311
Miscellaneous	359						359
Total	646.821	84.311	23.073		120	54.020	808.354

Total Number of library holdings by type



Subsidiary Halls

Location	Books	Theses	Special Collection	Digital Collection	References	Total
Islamic Cultural Center	348	15			450	813
Hospital Hall	3,319				289	3,608
Faculty of Arts	11,222	1,100		2	588	12,912
Faculty of Physical Education	3,137	64			19	3,220
Faculty of Law	3,337	129	11		499	3,976
Faculty of Agriculture	2,855	325	25	22	78	3,305
Faculty of Agriculture-Higher Education	1,774	1	13		12	1,800
Faculty of Shari'a	2,725	663	13	57	2,786	6,334
Faculty of Science	4,135	570			35	4,740
Faculty of Educational Sciences	4,135	1,124	1	1	49	5,304
Faculty of Arts and Design	1,677		53	343	64	2,137
Faculty of Engineering and Technology	4,234	355	4		26	4,619
Marine Science Station	734	28	49		52	863
Center for Educational Development	4,452	4	4	5	177	4,642
King Abdullah II School for Information Technology	1,436				5	1,441
Aqaba Branch Hall	8,746	636		2	695	10,079
Architecture Engineering Hall	1,496		4		40	1,524
Faculty of Rehabilitation Sciences	873	5,014			12	885
Total	60,629		177	432	5,976	72,228

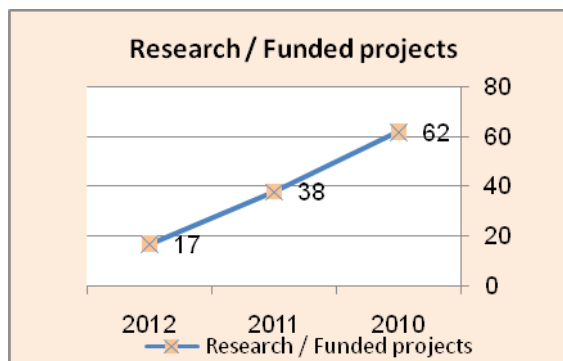
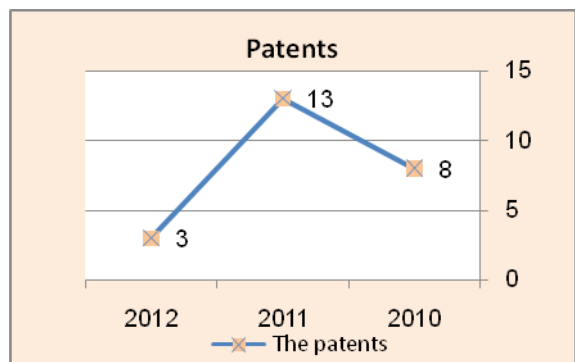
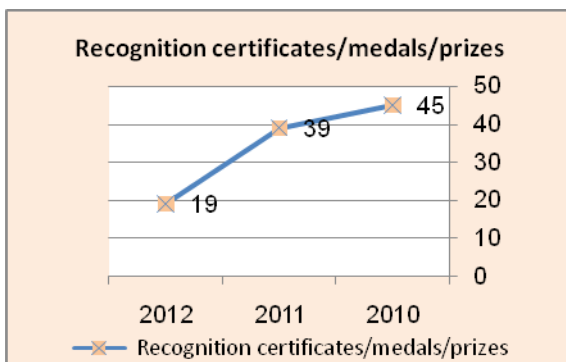
Number of Library Holdings

Arabic Holdings	604,485
Foreign Holdings	276,088
Electronic Journals	76,791
Electronic Books	86,322
Hard copies of Journals	170,060
Number of Thesis Titles	47,813
Electronic Thesis	39,829
Total Number of Library Holdings	1,060,751

Faculty Scientific Production*

Scientific Production	Total Number		
	2010	2011	2012
Published research	1201	1107	868
Published books	131	75	47
Patents	8	13	3
Recognition certificates/medals/prizes	45	39	19
Research / Funded projects	62	38	17

*As published in faculty websites



The Staff of the University of Jordan

Department/Office	Qualification						Total
	Doctorate	Master's	Bachelor's	Higher Diploma	Diploma/Intermediate	Tawjihi	
The university of Jordan Presidency	0	0	1	0	0	1	2
Office of the President	0	1	1	0	0	1	3
Office of the Presidency	0	2	6	0	12	21	41
Accreditation and Quality Assurance Center	0	1	4	0	0	2	7
<u>Secretariat of the Councils</u>	0	1	5	0	3	6	15
Cultural magazine	0	0	0	0	2	1	3
Media, Public and Cultural Relations Unit	0	2	11	0	6	16	35
Financial Fund Unit	0	1	5	0	4	4	14
Financial Fund Unit/ Accounts Department	0	0	2	0	1	1	4
Financial Fund Unit/Investment Department	0	0	3	0	4	29	36
Health Assurance Office	0	0	3	0	2	3	8
The University of Jordan Lands Office	0	0	0	0	0	2	2
Deanship of Academic Research	0	4	8	0	10	6	28
Language Center	0	1	5	0	3	7	16
Center of Consultation	0	3	6	0	5	7	21
Computer Center	0	7	53	0	36	8	104
Islamic Cultural Center	0	1	4	0	1	6	12
Center for Strategic Studies	0	1	2	0	0	2	5
Center for Educational Development	0	0	1	0	3	6	10
Hamdi Mango Center for Scientific Research	0	3	1	0	1	4	9
Center for Women's Studies	0	0	2	0	1	1	4
Cell Therapy Center	0	2	7	0	1	2	12
Water , Energy , Environment Center	0	0	7	0	2	3	12
Center for Documents, Manuscripts and Bilad al-Sham Studies	0	0	3	0	2	3	8
Local Community Networking and Development Center	0	1	5	0	0	1	7
Financial Affairs Unit	0	0	26	0	18	10	54
Admission and Registration Unit	0	4	35	0	16	15	70
Control and <u>Internal Audit</u> Unit	0	2	7	0	0	4	13
Office of Legal Affairs	0	1	2	0	1	1	5

Office of International Relations	0	1	8	0	3	1	13
Press Unit	0	0	3	0	4	25	32
Deanship of Student Affairs	2	13	49	0	20	37	121
Restaurant and Cafeteria Department	0	0	4	0	12	172	188
Human Resources Department	0	0	14	0	13	13	40
Central Supplies Department	0	0	14	0	13	19	46
Central Tenders Department	0	0	13	0	11	4	28
Military Sciences Office	0	0	0	0	0	4	4
Office of military services	0	0	1	0	0	0	1
Library	0	2	25	2	33	24	86
Nursery	0	0	1	0	7	7	15
Engineering Department	0	0	14	0	7	9	30
Maintenance Department	0	0	7	0	12	161	180
Security Department	0	0	5	0	12	182	199
Support Services Unit	0	1	6	0	1	16	24
Support Services Unit/ General Services Department	0	0	6	0	11	495	512
Faculty of Arts	1	2	5	0	10	19	37
Faculty of Shari'a	0	0	5	0	2	11	18
Faculty of Educational Sciences	0	20	48	1	11	22	102
Faculty of Law	0	1	0	0	7	9	17
Faculty of Physical Education	0	1	5	0	5	16	27
Faculty of Business	0	0	7	0	8	13	28
Faculty of Arts and Design	0	1	10	0	8	12	31
Faculty of Foreign Languages	0	1	7	0	6	12	26
Faculty of Archaeology and Tourism	0	3	6	0	3	8	20
Faculty of International Studies and Political Science	0	0	1	0	4	4	9
Institute of Agricultural Research Training Extension and Education	0	0	0	0	0	2	2
Faculty of Science	0	17	29	0	22	35	103
Faculty of Medicine	0	7	22	1	22	22	74
Faculty of Nursing	0	4	8	0	4	11	27
Faculty of Agriculture	0	10	48	0	14	135	207
Faculty of Engineering and Technology	0	3	60	0	31	43	137
Faculty of Pharmacy	0	0	7	0	16	10	33
Faculty of Dentistry	0	0	9	0	12	13	34
Faculty of Rehabilitation Sciences	0	6	22	0	8	7	43
King Abdullah II School for Information Technology	0	10	18	0	9	10	47
Faculty of Graduate Studies	0	0	7	0	5	10	22

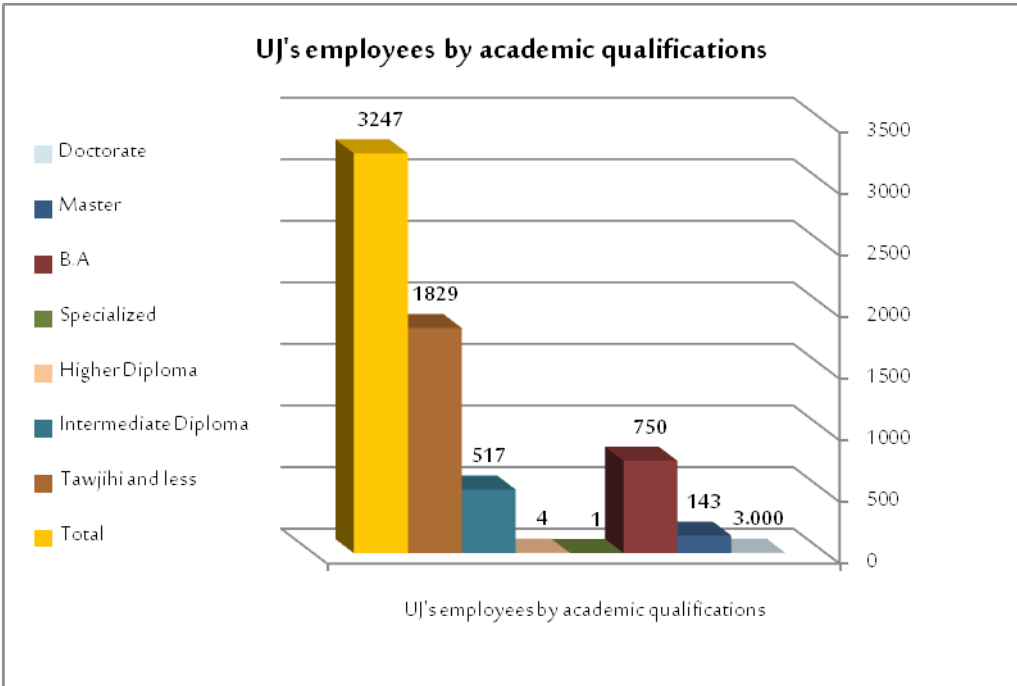
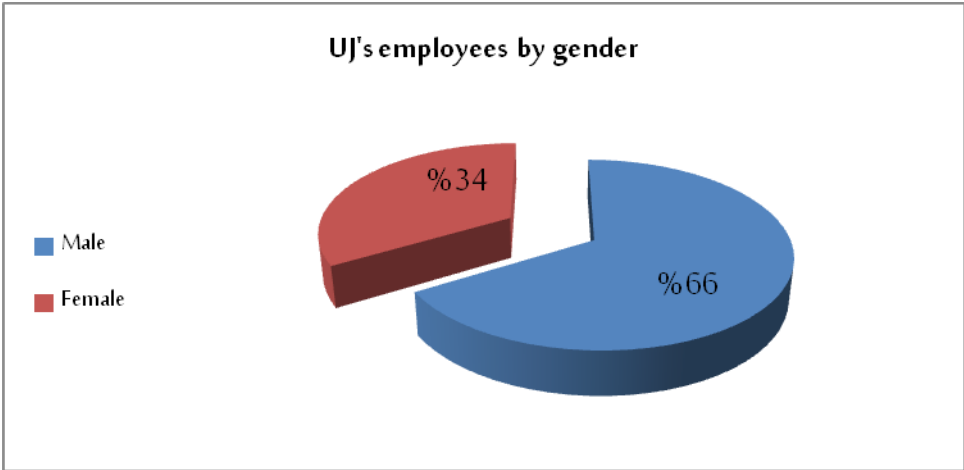
Total	3	14 1	70 9	4	500	176 6	312 3
--------------	---	---------	---------	---	-----	----------	----------

University Employees by Gender

Male	Female	Total
2156	1091	3247

University Employees by Academic Qualifications

Doctorate	Masters	Bachelor	Professional	Diploma Higher	Intermediate Diploma	and less Tawjihi	Total
3	143	750	1	4	517	1829	3247



The Staff of UJ's Hospital for the Academic Year 2012/2013

Department / Office	Administrators	Technicians	Resident	Intern	Specialist
Office of the General Director / General Administration	8	0	0	0	1
Office of the General Director / Central Bureau	11	0	0	0	0
Office of Public Relations	10	0	0	0	0
Office of Control and Audit	2	0	0	0	0
Office of Quality and quality control	5	0	0	0	1
Infection Control Office	3	0	0	0	1
Department of Pharmacology	1	63	0	0	0
Department of Nursing	0	843	0	0	0
Department of Financial Affairs	58	0	0	0	0
Office of Training and Development	2	0	0	0	0
Office of Arab patients Services	1	0	0	0	0
Office of Computer	19	0	0	0	0
Department of Human Resources	16	0	0	0	0
Department of Tenders and Supplies	55	0	0	0	0
Department of Support Services	153	0	0	0	0
Department of Hotel Services	328	0	0	0	0
Hospital Nursery	8	0	0	0	0
Office of Public Safety	4	0	0	0	0
Department of Engineering, maintenance and operation	78	0	0	0	0
Department of Patients Affairs	111	0	0	0	0
Office of Medical Affairs	3	0	0	112	0
Department of Internal Medicine	1	30	81	0	25
Department of Children	1	0	33	0	8
Department of forensic medicine and laboratories	3	80	17	0	5
Department of Dentistry	1	3	15	24	44
Department of Anesthesiology and Resuscitation	0	36	40	0	9
Department / Office	Administrators	Technicians	Resident	Intern	Specialist
Department of General Surgery	2	2	40	0	15
Department of Special Surgery	3	12	75	0	26
Department of Obstetrics and Gynecology	2	2	30	0	11
Department of Radiology and Nuclear Medicine	6	40	27	0	8
Department of Rehabilitation Medicine	1	21	0	0	1
Department of Accident And					

Number of Halls, Laboratories and Auditoriums at The University of Jordan

Faculty	Hall	Laboratory	Auditorium
Arts	8	3	2
Business	14	2	7
Science	20	45	2
Shari'a	18	2	1
Medicine	4	5	0
Agriculture	7	18	2
Nursing	2	7	2
Educational Sciences	34	8	2
Engineering and Technology	33	62	3
Law	5	1	1
Physical Education	5	2	2
Pharmacy	16	25	1
Dentistry	2	3	0
Rehabilitation Sciences	4	34	1
King Abdullah II School for Information Technology	12	12	1
Faculty	Hall	Laboratory	Auditorium
Arts and Design	2	6	2
Graduate Studies	0	0	0
Foreign Languages	6	5	1
Archaeology and Tourism	0	1	0
International Studies and Political Science	1	0	0
Language Center	0	3	1
Center for Women's Studies	0	1	0
UJ's Aqaba Branch	17	4	1
UJ's Administration	0	0	1
Deanship of student Affairs	0	0	2
Medical Halls Complex	8	0	1
Science Halls Complex	24	1	0
Humanities Halls	24	2	0

Complex			
Total	266	252	36