



Co-funded by the
Erasmus+ Programme
of the European Union



Improving Higher Education Quality in Jordan using Mobile Technologies for Better Integration of Disadvantaged Groups to Socio-economic Diversity/mEQUITY

Project number: 561527-EPP-1-2015-1-BG-EPPKA2-CBHE-JP

Enabling Jordanian School and University teachers to rapidly produce last minute Video resources for Renewable Energy Education lessons using a 15min process with Camtasia Video Production Software

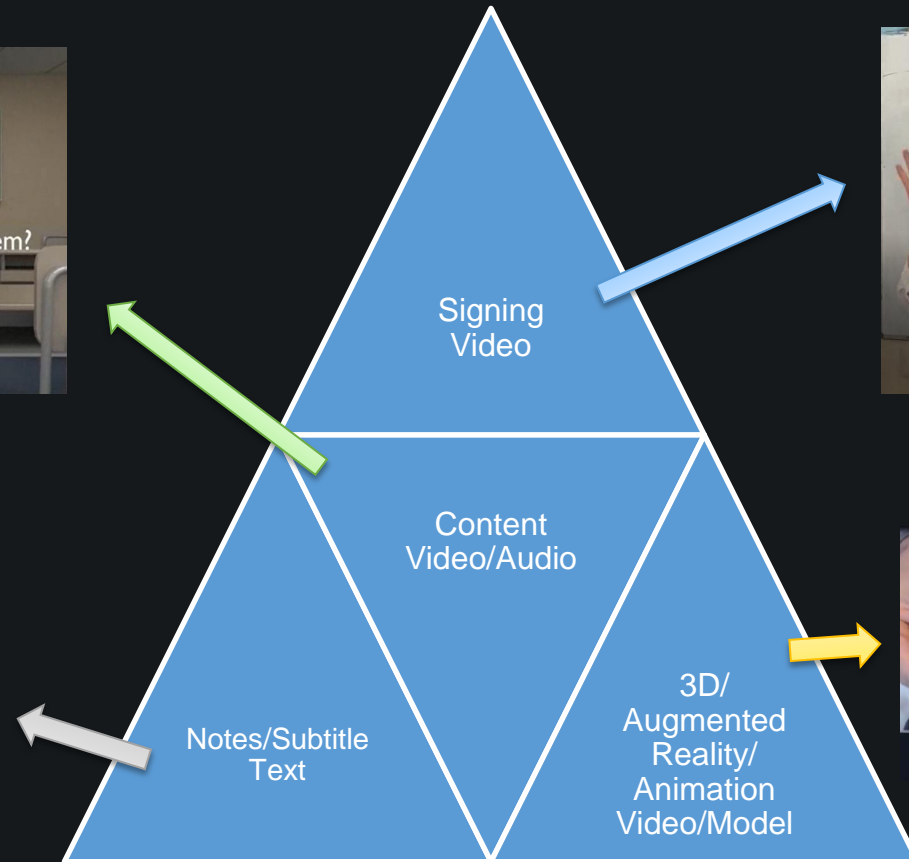

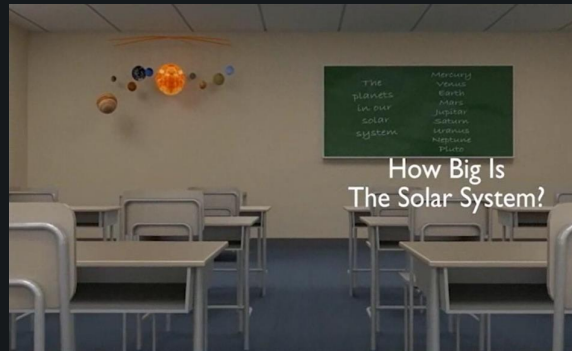
Jazz Rasool
Researcher AR/VR
Learning Technology Research Centre
Ravensbourne University London



Video Training for Jordanian Teachers

1. Teach *Camtasia* creation of Task **Video**
2. Teach Creation of **Augmented Reality** (AR) Content
3. Package (1) and (2) in Online/MDR Video Training Course

Jordanian Teacher Video/AR Training



Scene	Start Time	Finish Time	Subtitle Text
Opening	00:00:10	00:00:15	How Big is the Solar System
Solar System Zoom	00:00:20	00:00:30	Relative Planet Sizes
Sun	00:00:35	00:00:40	The Sun

1	00:00:00,000 --> 00:00:04,233
2	00:00:04,233 --> 00:00:05,966
3	00:00:05,966 --> 00:00:06,999
4	00:00:07,000 --> 00:00:09,000
5	00:00:09,000 --> 00:00:10,000
6	00:00:10,000 --> 00:00:13,000

Mobile Video Development Process

1. Teach Camtasia creation of Task Video (<15mins)

- a. Lesson Content
- b. Signing Video
- c. Subtitles
- d. Opening/Closing Titles
- e. Optimisation and Implementation for MDR

2. Teach Creation of Augmented Reality (AR) Content (<15mins)

- a. Create/Select Lesson Content (3D Model/Animation/Video)
- b. Load and Prepare in AR Software
(Aurasma. Zappar. Blippar. Unity2017+Vuforia plugin)
- c. Create QR Code from MDR
- d. Assign QR Code as trigger in AR Software
- e. Save in Tablet/Mobile ready format (Android)

3. Package (1) and (2) into Video Training Course

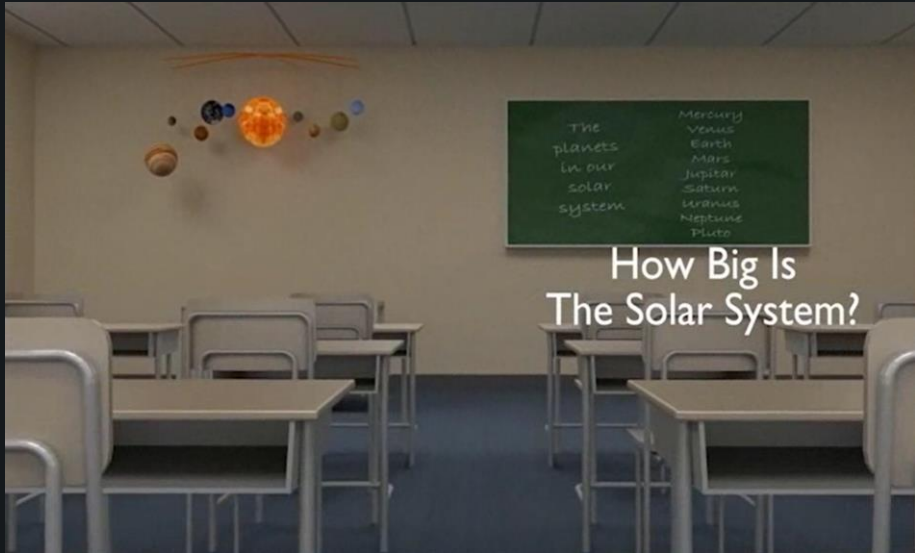
- a. Use Camtasia to record Camtasia Training
- b. Create plan, structure and QR codes on MDR/Dipseil

Creating a Multimedia Video with Subtitles and a Signing Clip



كيف كبير هو النظام الشمسي؟

Preparation



1. Lesson Video



2. Sign Video

نظام الطاقة الشمسية الفيديو
بواسطة جاز رسول

3. Subtitle Text

Preparation –Timing Subtitles

Create a Document with timings for Subtitle appearance

Scene	Start Time	Finish Time	Subtitle Text
Opening	00:00:10	00:00:15	How Big is the Solar System كيف كبير هو النظام الشمسي
Solar System Zoom	00:00:20	00:00:30	Relative Planet Sizes أحجام الكوكب النسبية
Sun	00:00:35	00:00:40	The Sun الشمس

Preparation –Standard CC Subtitles

Create a Standardised
(ADA) Document with
timings for Closed Caption
(CC) Subtitle appearance.

1
00:00:00,000 --> 00:00:04,233

2
00:00:04,233 --> 00:00:05,966
هذا هو السرد.

3
00:00:05,966 --> 00:00:06,999

4
00:00:07,000 --> 00:00:09,000
انها تصف
جوجل تحميل.

5
00:00:09,000 --> 00:00:10,000

6
00:00:10,000 --> 00:00:13,000
السحب والإسقاط
هي العملية


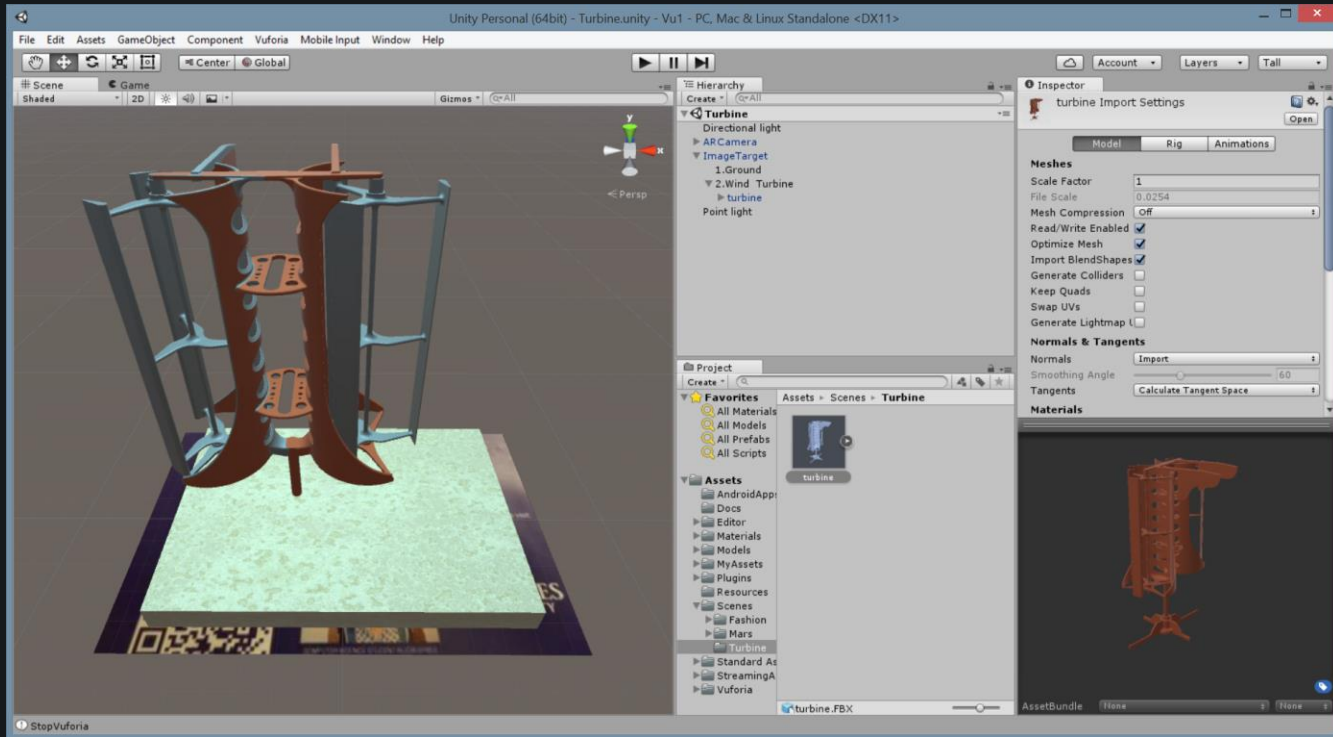
Creating a Camtasia Project




Creating a Camtasia Project

الطاقة المتجددة

Augmented Reality Video Training



Augmented Reality Video Training





Co-funded by the
Erasmus+ Programme
of the European Union



Improving Higher Education Quality in Jordan using Mobile Technologies for Better Integration of Disadvantaged Groups to Socio-economic Diversity/mEQUITY

Project number: 561527-EPP-1-2015-1-BG-EPPKA2-CBHE-JP

Thank You

Jazz Rasool
Researcher AR/VR
Learning Technology Research Centre
Ravensbourne University London



j.rasool@rave.ac.uk

